
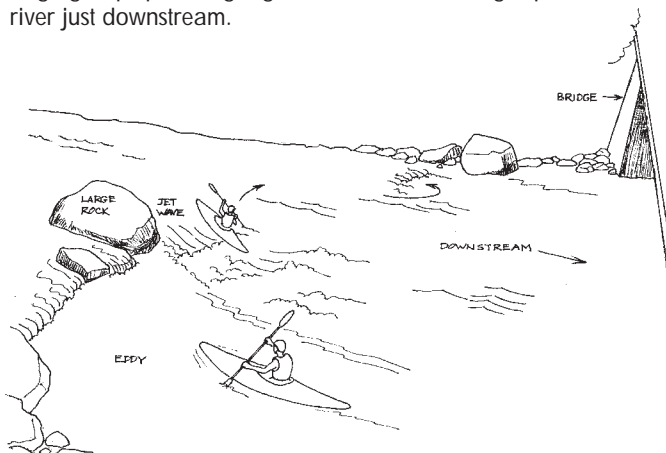


# Fast Ferry

AKA:

The Illegal Bridge

 After rounding the corner from Surfing Rapid, you will find a straight stretch of river with great eddy-catching opportunities. One hundred fifty yards below the bend, a large eddy on river right makes a good gathering spot for large groups paddling together. A concrete bridge spans the river just downstream.



## Setting up for the jet move at Fast Ferry

**1 Eddy-catching above the Bridge.** Just upstream of the bridge a large rock on river right creates a deep, wide eddy. The water rebounding off the rock makes a fast eddy line with a wicked rejector current. Maintain a piercing angle to the eddy line and carry a lot of speed to penetrate deep into the eddy. If you know someone is following you closely, move deep into the eddy and allow them full access to the eddy line—you may spare yourself a bruised kidney.

**Screw-up factor: 3.** Deep water makes for a good place to roll, and both banks are suitable for self-rescue.

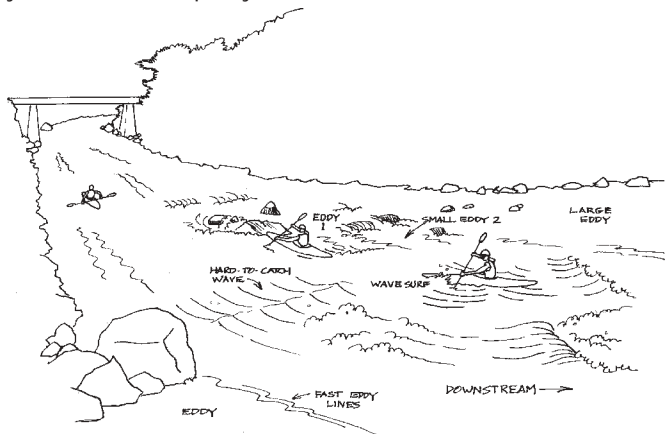
**2 Jet Move.** The wave at the top of the eddy near the rock is a fun one to jet out onto. Maintain your speed and a conservative angle as you cross the eddy line, exiting on the face of the wave and moving over to the river left eddy above the rock.

**Screw-up factor: 3.** If you flip, roll quickly to make it back into the bottom of the eddy on river right.

**3 Good Surfing below the Bridge.** Fifty yards below the bridge, the water is channeled to the river right and forms two waves. One is obvious, the other is not so obvious.

The first wave you see can be surfed, though the rides are typically short. Try catching the small eddy (1) upstream and left of the wave to stop your downstream speed, then ferry over to the wave.

**Screw-up factor: 2-3.** Flipping upstream of the rock can cause some anxiety, but stay calm if you can and take the split second you need to do a quality roll.



### **Fun moves below the bridge**

**4 More Wave Surfing.** Just upstream of the rock splitting the current is a small wave that is easy to overlook. It's a great wave with easy access. Move up the very large eddy on river left and behind the small eddy (2) above it. Look at the water very closely and notice the small mound forming upstream and just river left of the wave. Take this rejector current into account as you move onto the wave below the mound.

**Screw-up factor: 2-3.** If you're sent off the river right side of the wave there is a slim chance you could end up hitting the rock. Once past the rock there's flat water suitable for good rolling.

**Good Put-in.** Below the concrete bridge on the right there's a wide, flat spot above the Chamber of Waves. Look for a nice pull-off with a concrete picnic table.